



## Beneficiaries Released to Community In the North West (RtC):

Has PS Plus Helped Reduce their Needs  
Whilst in Custody?

Marek Musiol  
Lead Research Statistician  
PS Plus  
[Marek.Musiol@hmps.gsi.gov.uk](mailto:Marek.Musiol@hmps.gsi.gov.uk)

Adam Bennett  
Statistics EO  
PS Plus  
[Adam.Bennett@hmps.gsi.gov.uk](mailto:Adam.Bennett@hmps.gsi.gov.uk)

PS Plus  
[www.psplus.org](http://www.psplus.org)

## Introduction:

Between 1st April 2007 and 18th March 2008 a total of 63 beneficiaries transferred from a PS Plus Establishment to a PS Plus Probation Area in the North West. As such, these beneficiaries have undergone assessment twice while being worked with on PS Plus: on starting the project in prison and on release to the community with probation. This has given us a unique opportunity to assess whether PS Plus is being successful in helping beneficiaries to reduce their barriers to employment whilst in custody.

Information in this report has been obtained from the PS Plus developed CATS database (Case Assessment and Tracking System). CATS is able to store the two assessments simultaneously, which differ to reflect the nature in which the project is implemented in both custody and in the community. On completion of an assessment, CATS automatically generates a standardized 'Needs Score' for each assessment area. This not only allows for easy comparison between beneficiaries, but allows for direct comparison between custody and community assessments.

## Key Points:

This report looks at the following nine assessment areas: Employment, Education, Alcohol, Drugs, Finance, Health, Housing, Life and Relationships.

Whilst in custody, PS Plus intervention has led to a reduction in the employment, education, drug and alcohol needs of North West beneficiaries. Housing, Finance, Health, Life and Relationship needs have all been reduced, but currently there are too few cases to safely determine whether this was due to PS Plus intervention.

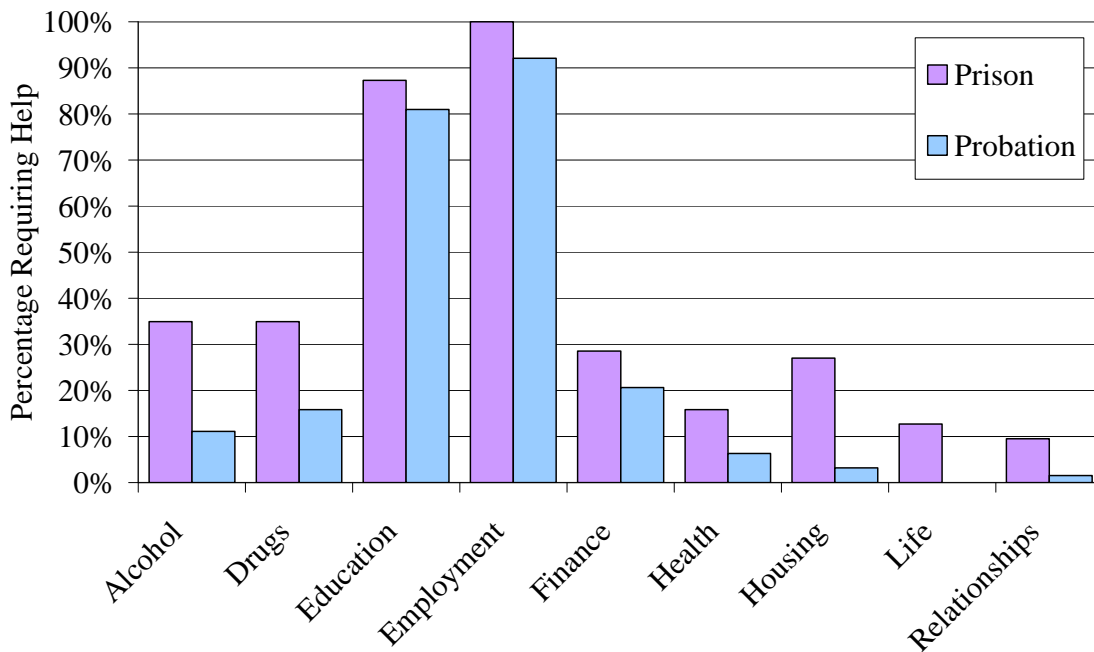
PS Plus intervention is a positive factor in reducing/maintaining employment and education needs whilst in custody. On average, beneficiaries who had their employment or education needs reduced/maintained claimed a significantly greater amount of intervention hours. Interestingly, beneficiaries whose educational needs increased while in custody claimed significantly more intervention hours for educational activities than those beneficiaries who had their educational needs reduced/maintained.

PS Plus intervention is a positive factor in removing barriers to employment caused by drug and alcohol issues. Beneficiaries who had their drug or alcohol needs removed claimed a significantly greater amount of intervention hours. Evidence suggests that industrial/practical activities are the most effective when addressing alcohol needs, and that educational/theory activities are the most effective when addressing drugs needs.

Summary:

- The number of beneficiaries with employment and educational needs were reduced by 8% and 6% respectively.
- The proportion of beneficiaries with alcohol and drugs needs was reduced from approximately one third to 11% and 16% respectively.
- The percentage of beneficiaries requiring help with housing and financial issues has been reduced by 24% and 8% respectively.
- The proportion of beneficiaries with health and relationship issues was reduced from 16% and 10% to 6% and 2% respectively.
- All of the beneficiaries who had life issues on starting the project no longer require help.

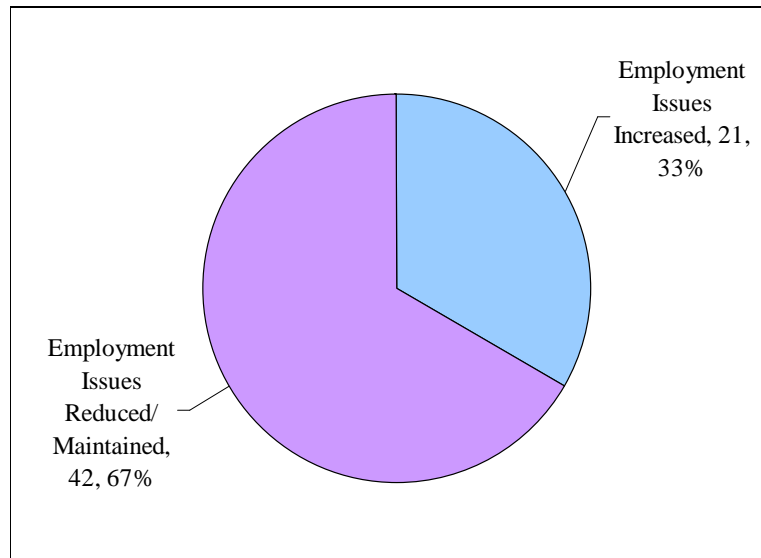
Beneficiary Needs: On starting in custody & on returning to the community



N.B. As this report looks at the effectiveness of PS Plus intervention in custody, the figures for Probation do not include beneficiaries who did not require help in custody but subsequently required help on returning to the community.

### Employment:

All 63 beneficiaries required help with employment needs on starting the project in custody. Of these, 42 (67%) had their needs either reduced or maintained. 5 (8%) beneficiaries had their employment needs completely removed. The analysis compared those with reduced/maintained needs with those with inflated needs.



### Demographics:

**Age:** PS Plus intervention towards addressing employment needs is unbiased towards age. Younger beneficiaries are just as likely to have their employment needs reduced/maintained as older beneficiaries.

**Gender:** Female beneficiaries are less likely (54%) to have their employment needs reduced/maintained than male beneficiaries (67%). However, as there was only one female establishment (Styal) included in the analysis, we cannot rule out operational and regime factors that may explain this variance.

**Offence:** Beneficiaries convicted of theft/robbery offences are less likely to have their employment needs reduced. 80% of beneficiaries convicted of a violent, sexual or drugs related crime had their needs reduced/maintained, whereas only 56% of beneficiaries convicted of theft/robbery had their needs reduced/maintained.

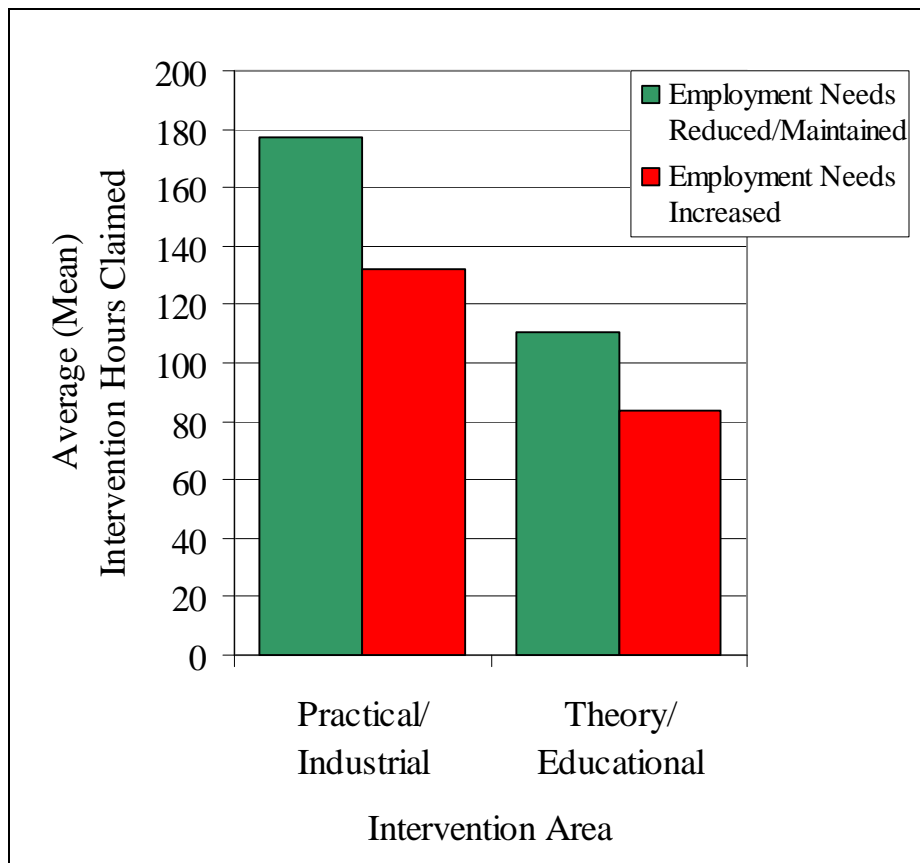
**Time Spent in Custody:** Beneficiaries whose needs were reduced/maintained had similar sentence lengths to those beneficiaries whose needs increased, but on average spent more time on the project whilst in custody (approximately 20% more days).

Assessment:

PS Plus intervention towards addressing employment needs is restricted by alcohol, drugs, education and housing needs. Interestingly, beneficiaries with higher financial needs scores are more likely to have their employment needs reduced/maintained. Beneficiaries whose employment needs increased had on average 40% higher alcohol needs scores, 24% higher drugs needs scores, 22% higher education needs scores and 40% higher housing needs scores on starting the project. Beneficiaries whose employment needs increased had on average 20% lower finance needs scores on starting the project. There is no evidence to suggest that beneficiaries who retained their needs were any less/more motivated on starting the project.

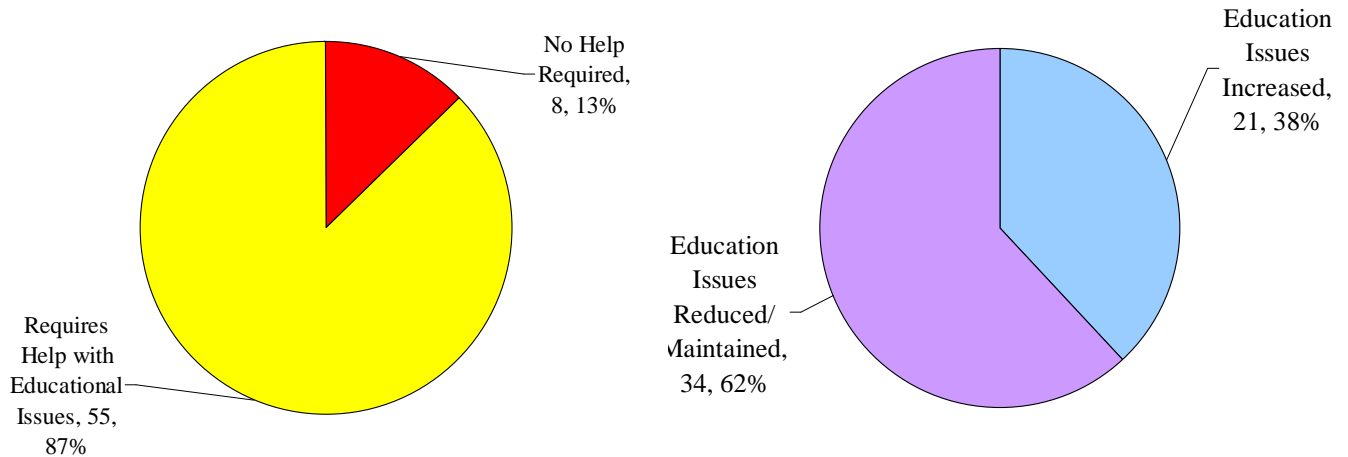
Intervention:

Currently, there is no evidence that would suggest that beneficiaries with reduced/maintained employment needs had any more/less CIP entries, opened or closed. On average, beneficiaries whose needs increased claimed 30% less intervention hours than those beneficiaries whose needs were reduced whilst in custody. Beneficiaries whose needs increased claimed approximately 24% less intervention hours for Theory/Educational activities, and claimed approximately 25% less intervention hours for Practical/Industrial Activities.



**Education:**

55 (87%) beneficiaries required help with education on starting the project in custody. Of these, 34 (62%) had their needs either reduced or maintained. 4 (7%) beneficiaries had their education needs completely removed. The analysis compared those with reduced/maintained needs with those with inflated needs.



**Demographics:**

**Age:** PS Plus intervention towards addressing education needs is unbiased towards age. Young beneficiaries are just as likely to have their education needs reduced/maintained as older beneficiaries.

**Gender:** Female beneficiaries are more likely (85%) to have their education needs reduced/maintained than male beneficiaries (56%). However, as there was only one female establishment (Styal) included in the analysis, we cannot rule out operational and regime factors that may explain this variance.

**Offence:** Beneficiaries convicted of a violent or sexual crime are approximately 15% more likely to have their needs reduced/maintained than those beneficiaries convicted for a different offence.

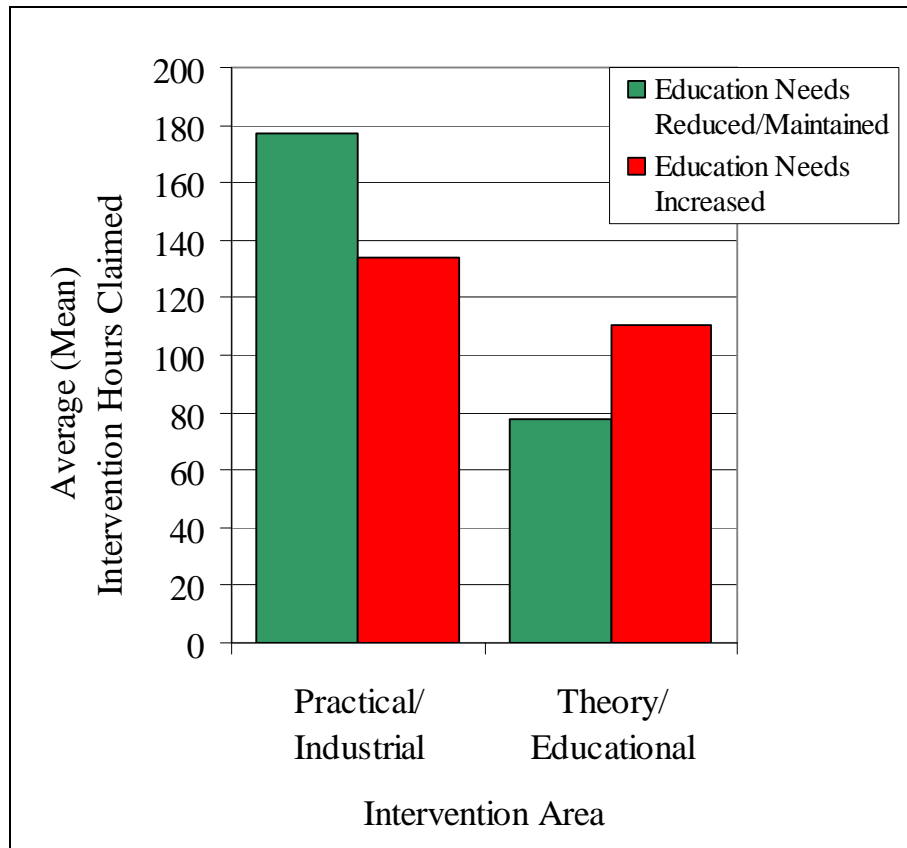
**Time Spent in Custody:** Beneficiaries whose needs increased had longer sentence lengths (on average 21% longer) but spent the same amount of time on the project whilst in custody.

Assessment:

PS Plus intervention towards addressing education needs is restricted by alcohol, drugs, housing and life needs. Interestingly, beneficiaries with higher financial needs scores are more likely to have their education needs reduced/maintained. Beneficiaries whose education needs increased had on average 59% higher alcohol needs scores, 38% higher drugs needs scores, 59% higher housing needs scores and 74% higher life needs scores on starting the project. Beneficiaries whose education needs increased had on average 33% lower finance needs scores on starting the project. There is no evidence to suggest that beneficiaries who retained their needs were any less/more motivated on starting the project.

Intervention:

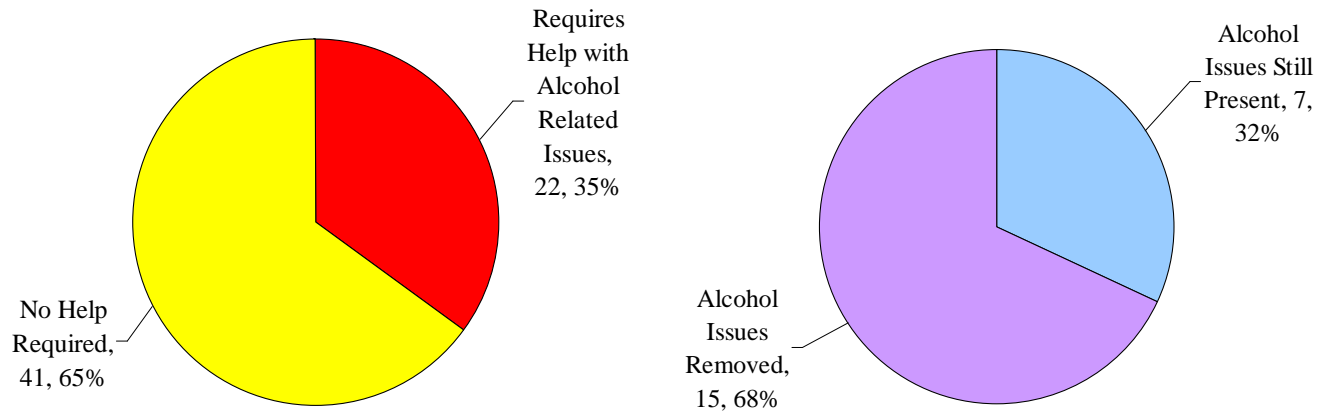
Currently, there is no evidence that would suggest that beneficiaries with reduced/maintained education needs had any more/less CIP entries, opened or closed. On average, beneficiaries whose needs increased claimed 29% less intervention hours than those beneficiaries whose needs were reduced whilst in custody. Beneficiaries whose needs increased claimed approximately 40% more intervention hours for Theory/Educational activities, and claimed approximately 25% less intervention hours for Practical/Industrial Activities.





### Alcohol:

22 (35%) beneficiaries required help with alcohol related issues on starting the project in custody. Of these, 15 (68%) beneficiaries had their needs completely removed. The analysis compared those beneficiaries with alcohol issues still present to those who have had their needs removed.



### Demographics:

**Age:** Older beneficiaries were more likely to still require help with alcohol issues when returning to the community. The average age of beneficiaries retaining alcohol needs is 29 years, whereas those who have lost their needs are on average 23 years old.

**Gender:** PS Plus intervention towards addressing alcohol needs is unbiased towards gender, with approximately 69% and 67% of male and female beneficiaries having their alcohol needs resolved respectively.

**Offence:** Half of the beneficiaries convicted of a violent or sexual crime retained their needs, whereas beneficiaries convicted of other offences were more likely to have their alcohol needs removed.

**Time Spent in Custody:** Beneficiaries who retained their needs had shorter sentence lengths (on average 27% shorter) and spent much-less time on the project whilst in custody (on average 49% less).

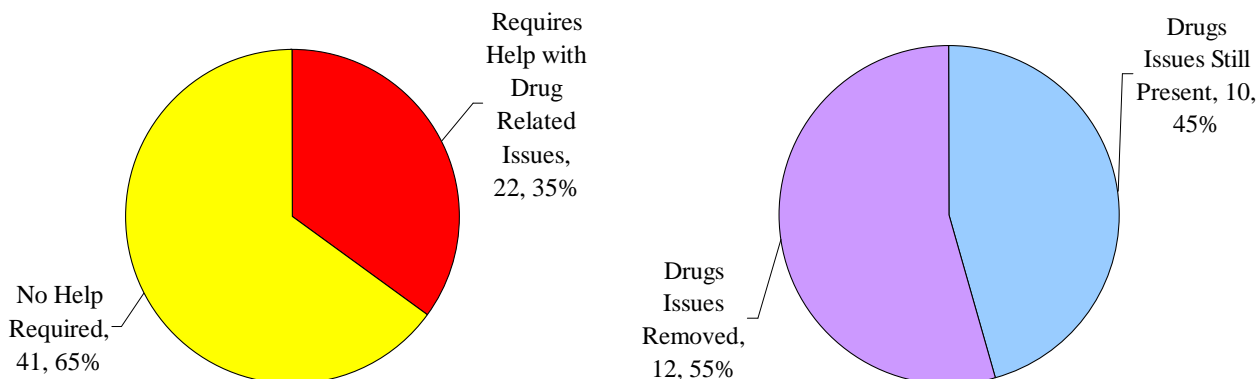
### Intervention:

Currently, there is no evidence that would suggest that beneficiaries who retained their alcohol needs had any more/less CIP's, opened or closed. On average, beneficiaries who retained their needs claimed 36% less intervention hours than those beneficiaries who had their needs removed whilst in custody. This contrast is most prominent with Industrial/Practical activities, where beneficiaries who retained their needs claimed 61-71% less intervention hours.



### Drugs:

22 (35%) beneficiaries required help with drug related issues on starting the project in custody. Of these, 12 (55%) beneficiaries had their needs completely removed. The analysis compared those beneficiaries with drugs issues still present to those who have had their needs removed.



### Demographics:

**Age:** Older beneficiaries were more likely to still require help with drugs issues when returning to the community. The average age of beneficiaries retaining needs is 28 years, whereas those who have lost needs are on average 24 years old.

**Gender:** PS Plus intervention towards addressing drugs needs is unbiased towards gender, with approximately 56% and 50% of both male and female beneficiaries having their alcohol needs resolved respectively.

**Offence:** There is no evidence to suggest that the type of offence a beneficiary is convicted of influences whether their drugs issues are resolved or not.

**Time Spent on Project:** Currently, there is no evidence to suggest that sentence length or the time spent on the project in custody play a role in whether a beneficiary retains their drugs needs.

### Intervention:

Currently, there is no evidence that would suggest that beneficiaries who retained their drugs needs had any more/less CIP entries, opened or closed. On average, beneficiaries who retained their needs claimed 22% less intervention hours than those beneficiaries who had their needs removed whilst in custody. This contrast is most prominent with Theory/Educational activities, where beneficiaries who retained their needs claimed 35-47% less intervention hours.